

Line Integrals of Vector Fields

Def. Let $\vec{F}(x, y, z)$ be a vector field on \mathbb{R}^3 that is continuous on the C^1 curve $c: [a, b] \rightarrow \mathbb{R}^3$. We define

$$\int_c \vec{F}(x, y, z) \cdot d\vec{s} = \int_a^b \vec{F}(\vec{c}(t)) \cdot (\vec{c}'(t)) dt,$$

where $c(a)$ and $c(b)$ are the endpoints of the path c .

Notice that if $\vec{c}'(t) \neq 0$ we have:

$$\begin{aligned} \int_c \vec{F}(x, y, z) \cdot d\vec{s} &= \int_a^b \vec{F}(\vec{c}(t)) \cdot (\vec{c}'(t)) dt \\ &= \int_a^b \left(\vec{F}(\vec{c}(t)) \cdot \frac{\vec{c}'(t)}{|\vec{c}'(t)|} \right) (|\vec{c}'(t)|) dt \\ &= \int_a^b \vec{F}(\vec{c}(t)) \cdot \vec{T} (|\vec{c}'(t)|) dt; \quad \vec{T} = \text{unit tangent vector to } c. \end{aligned}$$

So the line integral of a vector field can be thought of as the line (or path) integral of the tangential component of \vec{F} along $\vec{c}(t)$.

From elementary physics we know that if F is a constant force along the x -axis, then the work, W , done to move an object from $x = a$ to $x = b$ is $W = (F)(d)$, where $d = b - a$.

Similarly, if \vec{F} is a constant force vector and \vec{c} is a line segment in \mathbb{R}^2 or \mathbb{R}^3 , then $W = \vec{F} \cdot \vec{d}$, where $\vec{d} = \vec{c}(t_2) - \vec{c}(t_1)$.

If \vec{F} represents a force vector field then $\int_c \vec{F} \cdot d\vec{s}$ is the work done to move a particle from $c(a)$ to $c(b)$.

Ex. Evaluate $\int_c \vec{F} \cdot d\vec{s}$ where $\vec{F}(x, y, z) = (xy)\vec{i} + (yz)\vec{j} + (xz)\vec{k}$, and c is given by:
 $c: [0,1] \rightarrow \mathbb{R}^3, t \rightarrow \langle t, t^2, t^3 \rangle$.

$$\int_c \vec{F} \cdot d\vec{s} = \int_a^b \vec{F}(\vec{c}(t)) \cdot (\vec{c}'(t)) dt$$

$\vec{c}(t) = \langle t, t^2, t^3 \rangle$, so $\vec{c}'(t) = \langle 1, 2t, 3t^2 \rangle$, where $0 \leq t \leq 1$, and

$$\vec{F}(\vec{c}(t)) = \langle t(t^2), t^2(t^3), t(t^3) \rangle = \langle t^3, t^5, t^4 \rangle.$$

So plugging in we get:

$$\begin{aligned} \int_c \vec{F} \cdot d\vec{s} &= \int_0^1 \langle t^3, t^5, t^4 \rangle \cdot \langle 1, 2t, 3t^2 \rangle dt \\ &= \int_0^1 (t^3 + 2t^6 + 3t^6) dt = \int_0^1 (t^3 + 5t^6) dt = \frac{1}{4}t^4 + \frac{5}{7}t^7 \Big|_0^1 = \frac{27}{28}. \end{aligned}$$

Ex. Consider a force field $\vec{F} = \langle \sin z, \cos \sqrt{y}, x^3 \rangle$, find the work done to move a particle along the line segment from $(1,0,0)$ to $(0,0,3)$.

First we need to find a parametrization for the curve (a line segment) c . The line that goes through $(1,0,0)$ and $(0,0,3)$ has a direction vector:

$$\vec{v} = \langle 0 - 1, 0 - 0, 3 - 0 \rangle = \langle -1, 0, 3 \rangle;$$

using the point $(1,0,0)$, we get an equation for a line:

$$x = 1 - t, \quad y = 0, \quad z = 3t; \quad \text{or equivalently: } \vec{c}(t) = \langle 1 - t, 0, 3t \rangle.$$

Notice that we just want the line segment between $(1,0,0)$ and $(0,0,3)$ so we need to restrict t so that $0 \leq t \leq 1$.

$$\vec{c}'(t) = \langle -1, 0, 3 \rangle; \quad \vec{F}(\vec{c}(t)) = \langle \sin 3t, \cos \sqrt{0}, (1-t)^3 \rangle.$$

$$\begin{aligned} \text{Work} &= \int_c \vec{F} \cdot d\vec{s} = \int_a^b \vec{F}(\vec{c}(t)) \cdot (\vec{c}'(t)) dt \\ &= \int_{t=0}^{t=1} \langle \sin 3t, 1, (1-t)^3 \rangle \cdot \langle -1, 0, 3 \rangle dt \\ &= \int_{t=0}^{t=1} [-\sin 3t + 3(1-t)^3] dt \\ &= \left[\frac{1}{3} \cos 3t - \frac{3}{4} (1-t)^4 \right] \Big|_0^1 = \left(\frac{1}{3} \cos 3 - \frac{3}{4} (0) \right) - \left(\frac{1}{3} \cos 0 - \frac{3}{4} (1) \right) \\ &= \frac{1}{3} \cos 3 - \frac{1}{3} + \frac{3}{4} = \frac{1}{3} \cos 3 + \frac{5}{12}. \end{aligned}$$

Notice that:

$$\begin{aligned} d\vec{s} &= \vec{c}'(t) dt \\ &= \left\langle \frac{dx}{dt}, \frac{dy}{dt}, \frac{dz}{dt} \right\rangle dt \\ &= \left\langle \frac{dx}{dt} dt, \frac{dy}{dt} dt, \frac{dz}{dt} dt \right\rangle \\ &= \langle dx, dy, dz \rangle. \end{aligned}$$

Thus we can think of $d\vec{s} = (dx)\vec{i} + (dy)\vec{j} + (dz)\vec{k}$.

And so if

$$\vec{F}(x, y, z) = F_1(x, y, z)\vec{i} + F_2(x, y, z)\vec{j} + F_3(x, y, z)\vec{k},$$

then we have:

$$\vec{F}(x, y, z) \cdot d\vec{s} = (F_1\vec{i} + F_2\vec{j} + F_3\vec{k}) \cdot ((dx)\vec{i} + (dy)\vec{j} + (dz)\vec{k})$$

$$\vec{F}(x, y, z) \cdot d\vec{s} = F_1(x, y, z)dx + F_2(x, y, z)dy + F_3(x, y, z)dz.$$

So that means we can write:

$$\int_c \vec{F} \cdot d\vec{s} = \int_c F_1(x, y, z)dx + F_2(x, y, z)dy + F_3(x, y, z)dz.$$

In this case, represent the curve c as parametric equations,

$$x = x(t), \quad y = y(t), \quad z = z(t) \text{ and calculate}$$

$$dx = x'(t)dt, \quad dy = y'(t)dt, \quad \text{and} \quad dz = z'(t)dt.$$

Ex. Evaluate $\int_c y^2 dx + xdy$, where c is the line segment from $(-5, -3)$ to $(0,1)$.

In this case we want to represent the curve c in parametric equations.

Let's start with the line segment c through the points $(-5, -3)$ and $(0,2)$.

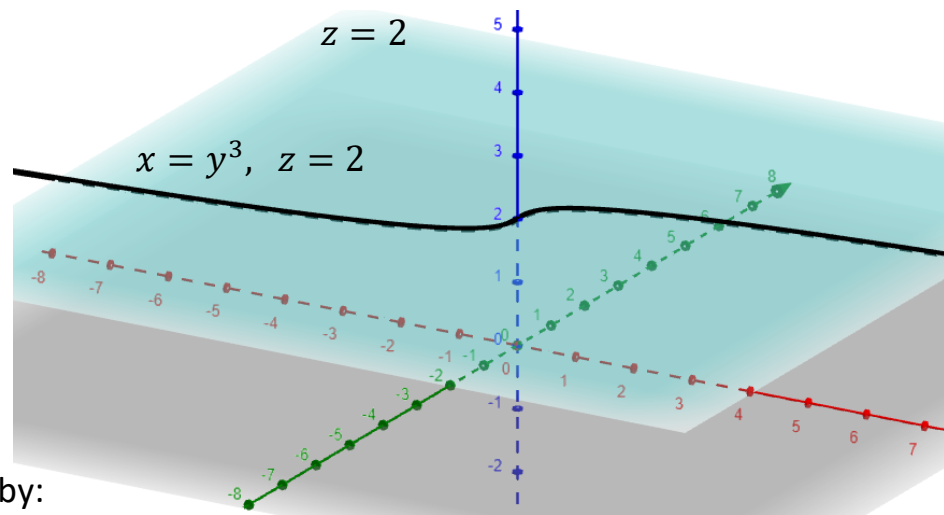
$$\text{Direction vector } \vec{v} = \langle 0 - (-5), 1 - (-3) \rangle = \langle 5, 4 \rangle.$$

Using the point $(-5, -3)$ we get:

$$x = -5 + 5t, \quad y = -3 + 4t, \quad 0 \leq t \leq 1, \quad dx = 5dt, \quad dy = 4dt.$$

$$\begin{aligned}
 \int_c y^2 dx + x dy &= \int_0^1 [(-3 + 4t)^2(5)dt + (-5 + 5t)(4)dt] \\
 &= \int_0^1 (80t^2 - 100t + 25)dt \\
 &= \left(\frac{80}{3}t^3 - 50t^2 + 25t\right)\Big|_0^1 = \frac{80}{3} - 50 + 25 = \frac{5}{3}.
 \end{aligned}$$

Ex. Find $\int_c xzdx - y^2zdy + xydz$, where c is the curve $x = y^3, z = 2$, where $-1 \leq y \leq 1$.



We can parametrize this curve by:

$$y = t, \quad x = y^3 = t^3, \quad z = 2;$$

$$dy = dt, \quad dx = 3t^2 dt, \quad dz = 0 dt.$$

$$\begin{aligned}
 \int_c xzdx - y^2zdy + xydz &= \\
 &= \int_{-1}^1 (t^3)(2)(3t^2)dt - (t^2)(2)dt + (t^3)(t)(0)dt \\
 &= \int_{-1}^1 6t^5 - 2t^2 dt = -\frac{4}{3}.
 \end{aligned}$$

Orientation preserving vs. Orientation reversing Parametrizations

Let $c_1: [a_1, b_1] \rightarrow \mathbb{R}^3$ and $c_2: [a_2, b_2] \rightarrow \mathbb{R}^3$ both be C^1 , 1-1 maps with the same image in \mathbb{R}^3 (ie, they are the same curve). c_2 is called **Orientation Preserving** if :

$$c_2(a_2) = c_1(a_1) \quad \text{and} \quad c_2(b_2) = c_1(b_1).$$

c_2 is called **Orientation Reversing** if :

$$c_2(a_2) = c_1(b_1) \quad \text{and} \quad c_2(b_2) = c_1(a_1).$$

For an orientation preserving parametrization, the curve c_2 starts and ends at the same points as the curve c_1 , but it may “travel at a different velocity”, i.e.,

$$\vec{c}_1'(t) \neq \vec{c}_2'(t).$$

Ex. Consider 3 parametrizations of the semicircle $x^2 + y^2 = 1, y \geq 0$:

$$c_1: [0, \pi] \rightarrow \mathbb{R}^2, \quad \vec{c}_1 = \langle \cos t, \sin t \rangle; \quad 0 \leq t \leq \pi; \quad \vec{c}_1'(t) = \langle -\sin t, \cos t \rangle$$

$$c_2: [0, \pi] \rightarrow \mathbb{R}^2, \quad \vec{c}_2 = \langle -\cos t, \sin t \rangle; \quad 0 \leq t \leq \pi; \quad \vec{c}_2'(t) = \langle \sin t, \cos t \rangle$$

$$c_3: \left[0, \frac{\pi}{2}\right] \rightarrow \mathbb{R}^2, \quad \vec{c}_3 = \langle \cos 2t, \sin 2t \rangle; \quad 0 \leq t \leq \frac{\pi}{2}; \quad \vec{c}_3'(t) = \langle -2\sin 2t, 2\cos 2t \rangle.$$

c_1 and c_2 have opposite orientations, i.e., c_2 is an orientation reversing parametrization of c_1 .

c_1 and c_3 have the same orientation, i.e., c_3 is an orientation preserving parametrization of c_1 . However, notice that the velocity vectors of c_1 and c_3 are different, ie, $\vec{c}_1'(t) \neq \vec{c}_3'(t)$.

Ex Evaluate $\int_c \vec{F} \cdot d\vec{s}$ the curves \vec{c}_1, \vec{c}_2 , and \vec{c}_3 above when $\vec{F}(x, y) = (y)\vec{i}$.

$$\begin{aligned} \int_{c_1} \vec{F} \cdot d\vec{s} &= \int_0^\pi \langle \sin t, 0 \rangle \cdot \langle -\sin t, \cos t \rangle dt = \int_0^\pi -(\sin^2 t) dt \\ &= -\int_0^\pi \left(\frac{1}{2} - \frac{\cos 2t}{2} \right) dt = -\left(\frac{1}{2}t - \frac{\sin 2t}{4} \right) \Big|_0^\pi = -\frac{\pi}{2}. \end{aligned}$$

$$\int_{c_2} \vec{F} \cdot d\vec{s} = \int_0^\pi \langle \sin t, 0 \rangle \cdot \langle \sin t, \cos t \rangle dt = \int_0^\pi (\sin^2 t) dt = \frac{\pi}{2}.$$

$$\begin{aligned} \int_{c_3} \vec{F} \cdot d\vec{s} &= \int_0^{\frac{\pi}{2}} \langle \sin 2t, 0 \rangle \cdot \langle -2\sin t, 2\cos t \rangle dt \\ &= \int_0^{\frac{\pi}{2}} -2(\sin^2 2t) dt = -\frac{\pi}{2}. \end{aligned}$$

Notice that when we changed the orientation (using c_2), the line integral became the negative of the original line integral. When we didn't change the orientation (using c_3) the value of the original integral didn't change.

Thm. Let \vec{F} be a continuous vector field on the $C^1, 1 - 1$ curve c_1 . Let c_2 be a reparametrization of the curve c_1 . If c_2 is orientation preserving then:

$$\int_{c_1} \vec{F} \cdot d\vec{s} = \int_{c_2} \vec{F} \cdot d\vec{s}.$$

If c_2 is orientation reversing then:

$$\int_{c_1} \vec{F} \cdot d\vec{s} = -\int_{c_2} \vec{F} \cdot d\vec{s}.$$

The Fundamental Theorem of Calculus says: $\int_a^b f'(x)dx = f(b) - f(a)$.

There is a similar theorem for line integrals of Gradient vector fields.

Theorem: Suppose $f: \mathbb{R}^3 \rightarrow \mathbb{R}$ is a C^1 , real-valued function and $c: [a, b] \rightarrow \mathbb{R}^3$ is a C^1 curve. Then

$$\int_c \overrightarrow{\nabla f} \cdot d\vec{s} = f(c(b)) - f(c(a)).$$

Notice that this says that if $\vec{F} = \overrightarrow{\nabla f}$, then $\int_c \vec{F} \cdot d\vec{s}$ depends only on the endpoints of the curve c . So **any** path that is C^1 from $c(a)$ to $c(b)$ gives the same value for the integral. In this case we say the line integral is “**path independent**” (i.e., it doesn't matter how you get from $c(a)$ to $c(b)$)

Ex. Let c be the path $\vec{c}(t) = \langle (1-t)e^t, t^2, 0 \rangle$; $t \in [0,1]$. Evaluate

$$\int_c 2x dx + 2y dy. \text{ (Note: this is the same as } \int_c 2x dx + 2y dy + 0 dz \text{).}$$

Notice that if $\vec{F}(x, y, z) = 2x\vec{i} + 2y\vec{j} + 0\vec{k}$; and $d\vec{s} = (dx)\vec{i} + (dy)\vec{j} + (dz)\vec{k}$

$$\int_c 2x dx + 2y dy = \int_c \vec{F} \cdot d\vec{s}; \text{ where } \vec{F} = \nabla f; f(x, y, z) = x^2 + y^2. \text{ So}$$

$$\begin{aligned} \int_c 2x dx + 2y dy &= f(c(1)) - f(c(0)) \\ &= f(0,1,0) - f(1,0,0) = 1^2 - 1^2 = 0. \end{aligned}$$

For now, in order to use this theorem given a vector field \vec{F} we have to be able to guess a function $f(x, y, z)$ such that $\vec{F} = \nabla f$ (if such a function even exists). Later we will see a method for finding this f , if it exists.

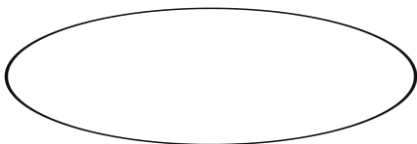
Def. A **simple curve** C is the image of a piecewise C^1 map $c: [a, b] \rightarrow \mathbb{R}^3$, that is 1-1 on $[a, b]$. The map c , is called a parametrization of the curve C .

Notice that a simple curve does not intersect itself (otherwise c wouldn't be 1-1).

$c(a)$ and $c(b)$ are called the endpoints of the curve C . A simple curve has 2 orientations, going from $c(a)$ to $c(b)$ and going from $c(b)$ to $c(a)$.

Def. A **simple closed curve** is a piecewise C^1 map $c: [a, b] \rightarrow \mathbb{R}^3$, that is 1-1 on $[a, b)$ and satisfies $c(a) = c(b)$.

If c is not necessarily 1-1 on $[a, b)$, and $c(a) = c(b)$, then it is called a **closed curve**.



A simple closed curve



A closed curve

A simple closed curve has 2 orientations corresponding to the 2 directions around the curve.

Once again we have the following theorem:

Thm. Let \vec{F} be a continuous vector field on a simple closed curve c_1 . Let c_2 be a reparametrization of the curve c_1 . If c_2 is orientation preserving then:

$$\int_{c_1} \vec{F} \cdot d\vec{s} = \int_{c_2} \vec{F} \cdot d\vec{s}.$$

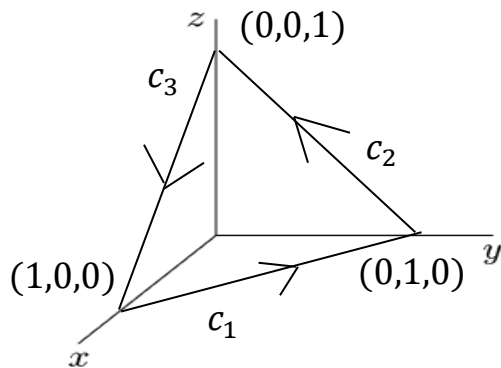
If c_2 is orientation reversing then:

$$\int_{c_1} \vec{F} \cdot d\vec{s} = - \int_{c_2} \vec{F} \cdot d\vec{s}.$$

Let c be an oriented curve consisting of several components c_i , $i = 1, 2, \dots, k$, then we write $c = c_1 + c_2 + \dots + c_k$ and

$$\int_c \vec{F} \cdot d\vec{s} = \int_{c_1} \vec{F} \cdot d\vec{s} + \int_{c_2} \vec{F} \cdot d\vec{s} + \dots + \int_{c_k} \vec{F} \cdot d\vec{s}.$$

Ex. Find $\int_c \sin(\pi x) dy - \cos(\pi y) dz$, where c is the triangle with vertices $(1,0,0)$, $(0,1,0)$, and $(0,0,1)$ in that order.



So $c = c_1 + c_2 + c_3$, where c_1 is the line segment from $(1,0,0)$ to $(0,1,0)$, etc.

$$\int_c \sin(\pi x) dy - \cos(\pi y) dz = \int_{c_1} + \int_{c_2} + \int_{c_3} .$$

We need to find parametric equations for these three line segments. First find the direction vector and then use the initial point to find the equations.

c_1 : $\vec{v}_1 = \langle -1, 1, 0 \rangle$, using the point $(1,0,0)$ we get $x = 1 - t$, $y = t$, $z = 0$,
and $dx = -dt$, $dy = dt$, $dz = 0$.

c_2 : $\vec{v}_2 = \langle 0, -1, 1 \rangle$, using the point $(0,1,0)$ we get $x = 0$, $y = 1 - t$, $z = t$,
and $dx = 0$, $dy = -dt$, $dz = dt$.

c_3 : $\vec{v}_3 = \langle 1, 0, -1 \rangle$ using the point $(0,0,1)$ we get $x = t$, $y = 0$, $z = 1 - t$,
and $dx = dt$, $dy = 0$, $dz = -dt$.

In each case $0 \leq t \leq 1$.

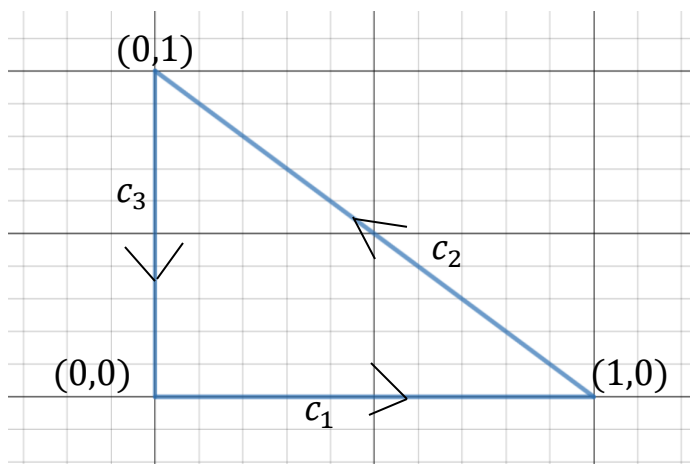
$$\int_{c_1} \sin(\pi x) dy - \cos(\pi y) dz = \int_0^1 \sin(\pi(1-t)) (dt) - \cos(\pi t) (0) = \frac{2}{\pi}$$

$$\int_{c_2} \sin(\pi x) dy - \cos(\pi y) dz = \int_0^1 \sin(\pi(0)) (-dt) - \cos(\pi(1-t)) dt = 0$$

$$\int_{c_3} \sin(\pi x) dy - \cos(\pi y) dz = \int_0^1 \sin(\pi t) (0) - \cos(\pi(0))(-dt) = 1$$

$$\int_c \sin(\pi x) dy - \cos(\pi y) dz = \int_{c_1} + \int_{c_2} + \int_{c_3} = \frac{2}{\pi} + 1.$$

Ex. Consider the triangle, c , with vertices $(0,0)$, $(1,0)$, and $(0,1)$ oriented counterclockwise. Evaluate $\int_c x^2 dx + xy dy$.



We need to parametrize the 3 components (sides) of the the triangle c .

$c_1: [0,1] \rightarrow \mathbb{R}^2$; So in parametric equations we have: $x = t$, $y = 0$;
 $t \rightarrow \langle t, 0 \rangle$ and therefore, $dx = dt$ and $dy = 0$.

$c_2: [0,1] \rightarrow \mathbb{R}^2$; direction vector $\vec{v}_2 = \langle -1, 1 \rangle$; $x = 1 - t$, $y = t$
 $t \rightarrow \langle 1 - t, t \rangle$ and $dx = -dt$ and $dy = dt$.

$c_3: [0,1] \rightarrow \mathbb{R}^2$; direction vector $\vec{v}_3 = \langle 0, -1 \rangle$; $x = 0$, $y = 1 - t$
 $t \rightarrow \langle 0, 1 - t \rangle$ and $dx = 0$ and $dy = -dt$

$$\int_{c_1} x^2 dx + xydy = \int_{t=0}^{t=1} t^2 dt + 0 = \frac{1}{3} t^3 \Big|_0^1 = \frac{1}{3}$$

$$\begin{aligned} \int_{c_2} x^2 dx + xydy &= \int_{t=0}^{t=1} -(1-t)^2 dt + (1-t)(t) dt \\ &= \int_{t=0}^{t=1} [-(1-2t+t^2) + t - t^2] dt \\ &= \int_{t=0}^{t=1} (-1-t-2t^2) dt = -t - \frac{1}{2} t^2 - \frac{2}{3} t^3 \Big|_0^1 = -\frac{13}{6} \end{aligned}$$

$$\int_{c_3} x^2 dx + xydy = \int_{t=0}^{t=1} [0^2(1) - 0(1-t)] dt = 0$$

$$\int_c x^2 dx + xydy = \frac{1}{3} - \frac{13}{6} + 0 = -\frac{11}{6}.$$