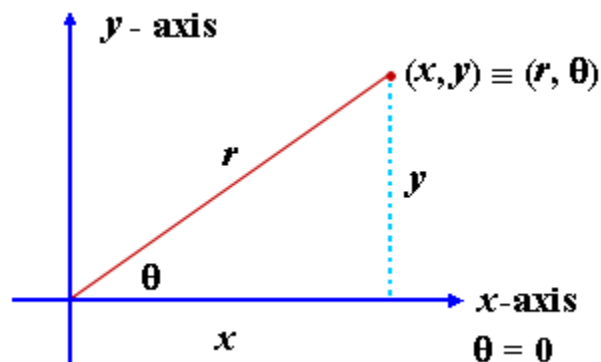


## Cylindrical and Spherical Coordinates

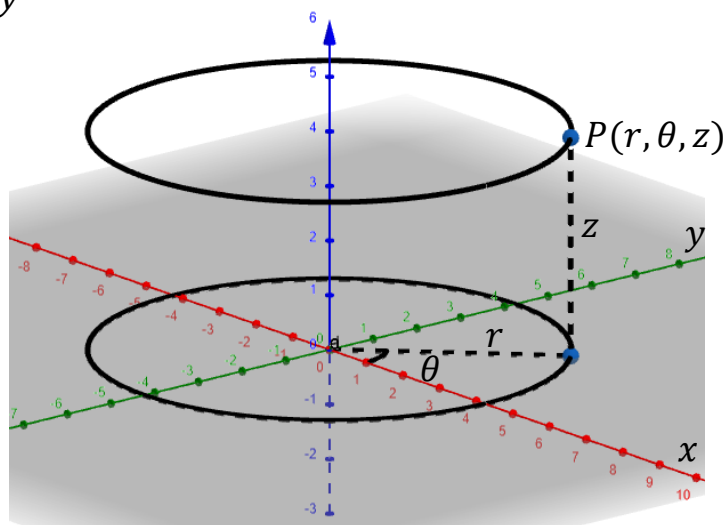
In 2 dimensions we have polar coordinates:

$$\begin{aligned}x &= r \cos \theta \\y &= r \sin \theta \\r^2 &= x^2 + y^2 \\ \tan \theta &= \frac{y}{x}\end{aligned} \quad 0 \leq \theta < 2\pi$$



Cylindrical coordinates are just polar coordinates adding a  $z$  coordinate.

$$\begin{aligned}x &= r \cos \theta & r^2 &= x^2 + y^2 \\y &= r \sin \theta & \tan \theta &= \frac{y}{x} \\z &= z\end{aligned}$$



Ex. If  $\left(4, \frac{\pi}{6}, 3\right) = (r, \theta, z)$  are cylindrical coordinates, find the rectangular coordinates of the same point.

$$4 = r, \quad \frac{\pi}{6} = \theta, \quad 3 = z.$$

$$x = r \cos \theta = 4 \cos \frac{\pi}{6} = 4 \left(\frac{\sqrt{3}}{2}\right) = 2\sqrt{3}$$

$$y = r \sin \theta = 4 \sin \frac{\pi}{6} = 4 \left(\frac{1}{2}\right) = 2$$

Rectangular coordinates:  $(x, y, z) = (2\sqrt{3}, 2, 3)$ .

Ex. Find the cylindrical coordinates  $(r, \theta, z)$  if the rectangular coordinates are  $(x, y, z) = (2, 2, 5)$ .

$$\tan \theta = \frac{y}{x} = \frac{2}{2} = 1 \implies \theta = \frac{\pi}{4}, \frac{5\pi}{4}.$$

$(2, 2)$  is in the first quadrant so  $\theta = \frac{\pi}{4}$ .

$$r = \sqrt{2^2 + 2^2} = \sqrt{8} = 2\sqrt{2}$$

cylindrical coordinates:  $(r, \theta, z) = (2\sqrt{2}, \frac{\pi}{4}, 5)$ .

**Cylindrical coordinates** are useful when you have symmetry about an axis.

Ex. In cylindrical coordinates  $r = 3$  is cylinder of radius 3, about the  $z$  axis.

Ex.  $z^2 = x^2 + y^2$  is a cone, and in cylindrical coordinates it's written as  $z^2 = r^2 \implies z = r$  ( $r$  can be  $+$  or  $-$ ).

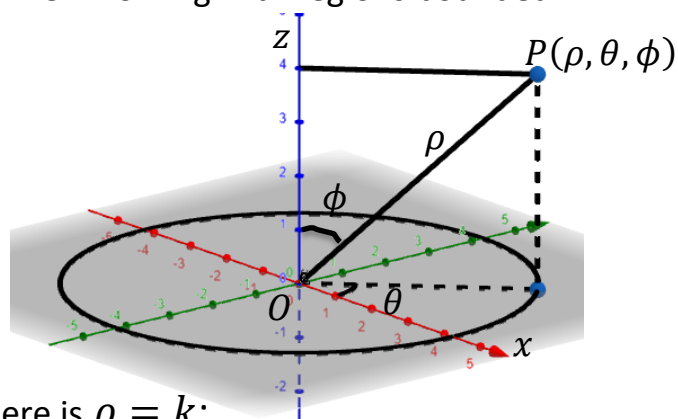
**Spherical coordinates**,  $P(\rho, \theta, \phi)$ , are useful when working with regions bounded by spheres or cones.

$$\rho = |\overrightarrow{OP}|$$

$$\rho \geq 0$$

$$0 \leq \phi \leq \pi$$

$$0 \leq \theta < 2\pi$$



In spherical coordinates the equation of a sphere is  $\rho = k$ :

$\theta = c$  is the equation of a vertical half plane.

$\phi = c$  is the equation of a half cone about the positive  $z$  axis if  $0 < c < \frac{\pi}{2}$   
and the negative  $z$  axis if  $\frac{\pi}{2} < c < \pi$ .

$\phi = \frac{\pi}{2}$  is the  $xy$  plane.

Relationship between rectangular and spherical coordinates:

$$P(x, y, z) = P(\rho, \theta, \phi)$$

$$\frac{z}{\rho} = \cos \phi \quad \Rightarrow \quad z = \rho \cos \phi$$

$$\frac{r}{\rho} = \sin \phi \quad \Rightarrow \quad r = \rho \sin \phi$$

$$x = r \cos \theta = \rho \sin \phi \cos \theta$$

$$y = r \sin \theta = \rho \sin \phi \sin \theta$$

$$z = \rho \cos \phi$$

$$\rho^2 = x^2 + y^2 + z^2$$

Ex. Convert the point  $(\rho, \theta, \phi) = (3, \frac{\pi}{4}, \frac{\pi}{6})$  in spherical coordinates to rectangular coordinates,  $(x, y, z)$ .

$$\rho = 3, \theta = \frac{\pi}{4}, \phi = \frac{\pi}{6}$$

$$x = \rho \sin \phi \cos \theta$$

$$y = \rho \sin \phi \sin \theta$$

$$z = \rho \cos \phi$$

$$x = 3 \left( \sin \frac{\pi}{6} \right) \left( \cos \frac{\pi}{4} \right) = 3 \left( \frac{1}{2} \right) \left( \frac{\sqrt{2}}{2} \right) = \frac{3\sqrt{2}}{4}$$

$$y = 3 \left( \sin \frac{\pi}{6} \right) \left( \sin \frac{\pi}{4} \right) = 3 \left( \frac{1}{2} \right) \left( \frac{\sqrt{2}}{2} \right) = \frac{3\sqrt{2}}{4}$$

$$z = 3 \cos \frac{\pi}{6} = 3 \left( \frac{\sqrt{3}}{2} \right) = \frac{3\sqrt{3}}{2}$$

$$(x, y, z) = \left( \frac{3\sqrt{2}}{4}, \frac{3\sqrt{2}}{4}, \frac{3\sqrt{3}}{2} \right).$$

Ex. Convert the point  $(x, y, z) = (1, \sqrt{3}, 2\sqrt{3})$  in rectangular coordinates to a point in spherical coordinates,  $(\rho, \theta, \phi)$ .

$$\rho = \sqrt{x^2 + y^2 + z^2} = \sqrt{1 + 3 + 12} = \sqrt{16} = 4$$

$$z = \rho \cos \phi \Rightarrow 2\sqrt{3} = 4 \cos \phi \Rightarrow \frac{\sqrt{3}}{2} = \cos \phi \Rightarrow \phi = \frac{\pi}{6}$$

$$x = \rho \sin \phi \cos \theta \Rightarrow 1 = 4 \left( \sin \frac{\pi}{6} \right) \cos \theta$$

$$\Rightarrow 1 = 4 \left( \frac{1}{2} \right) \cos \theta \Rightarrow \frac{1}{2} = \cos \theta \Rightarrow \theta = \frac{\pi}{3}, \frac{5\pi}{3}$$

$(1, \sqrt{3})$  is in the first quadrant, so  $\theta = \frac{\pi}{3}$  not  $\frac{5\pi}{3}$ .

$$\text{So, } (\rho, \theta, \phi) = \left( 4, \frac{\pi}{3}, \frac{\pi}{6} \right).$$

Ex. Convert the point  $(x, y, z) = \left(-\frac{1}{2}, \frac{\sqrt{3}}{2}, -\sqrt{3}\right)$  in rectangular coordinates to a point in spherical coordinates,  $(\rho, \theta, \phi)$ .

$$\rho = \sqrt{x^2 + y^2 + z^2} = \sqrt{\left(-\frac{1}{2}\right)^2 + \left(\frac{\sqrt{3}}{2}\right)^2 + (-\sqrt{3})^2} = \sqrt{4} = 2$$

$$z = \rho \cos \phi \Rightarrow -\sqrt{3} = 2 \cos \phi \Rightarrow -\frac{\sqrt{3}}{2} = \cos \phi \Rightarrow \phi = \frac{5\pi}{6}$$

$$x = \rho \sin \phi \cos \theta \Rightarrow -\frac{1}{2} = 2 \left( \sin \frac{5\pi}{6} \right) \cos \theta$$

$$\Rightarrow -\frac{1}{2} = \cos \theta \Rightarrow -\frac{1}{2} = \cos \theta \Rightarrow \theta = \frac{2\pi}{3}, \frac{4\pi}{3}$$

$\left(-\frac{1}{2}, \frac{\sqrt{3}}{2}\right)$  is in the second quadrant, so  $\theta = \frac{2\pi}{3}$  not  $\frac{4\pi}{3}$ .

$$\text{So, } (\rho, \theta, \phi) = \left( 2, \frac{2\pi}{3}, \frac{5\pi}{6} \right).$$