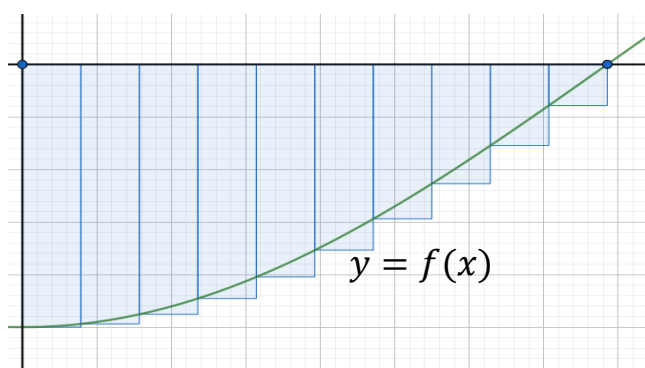


Definite Integrals

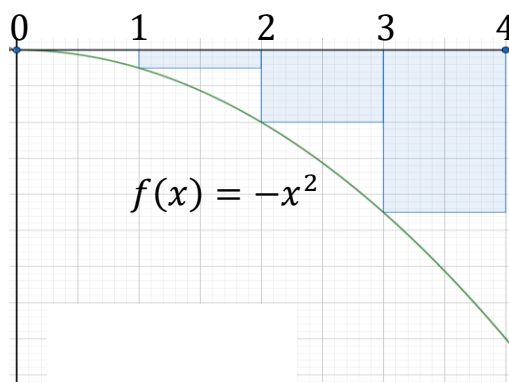
So far we have only considered Riemann sums for functions $f(x)$ over intervals where $f(x) \geq 0$. What happens if $f(x) \leq 0$ on an interval or if $f(x) \geq 0$ on part of the interval and $f(x) \leq 0$ on the rest of the interval?

If $f(x) \leq 0$ on an interval $[a, b]$ then the Riemann sums will approximate minus the area trapped between the graph and the x -axis.



Ex. Calculate the left Riemann sum for $f(x) = -x^2$ on $[0, 4]$ using 4 subdivisions.

$$n = 4, \quad \Delta x = \frac{b-a}{n} = \frac{4-0}{4} = 1$$

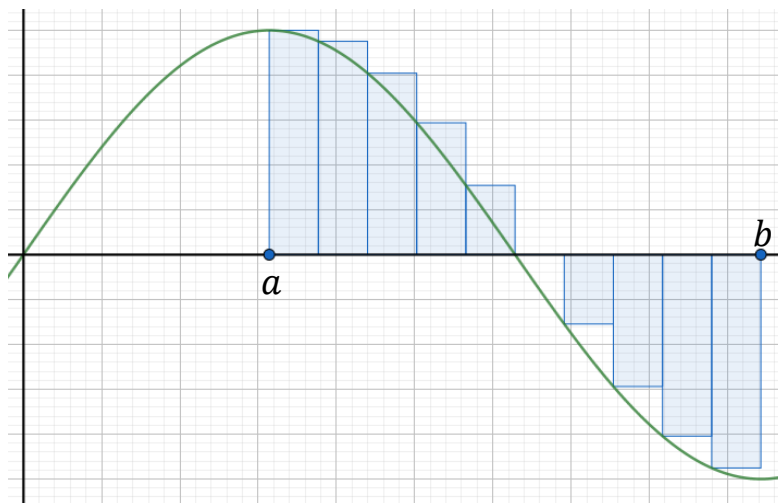


Left Riemann sum =

$$\begin{aligned} &= (f(0))(1) + (f(1))(1) + (f(2))(1) + (f(3))(1) \\ &= -0^2(1) - (1^2)(1) - (2^2)(1) - (3^2)(1) \\ &= 0 - 1 - 4 - 9 = -14. \end{aligned}$$

This is an approximation of minus the area between the graph of $f(x)$ and the x axis. The more subdivisions we take the better the approximation will be. In the limit, we will get minus the area between the graph of $f(x)$ and the x axis.

If $f(x)$ is sometimes positive and sometimes negative on an interval $[a, b]$ the Riemann sums will approximate the net area between the graph of $f(x)$ and the x axis, counting the area with a positive sign when $f(x) \geq 0$ and with a negative sign when $f(x) \leq 0$.



$$\text{Net Area} = \lim_{n \rightarrow \infty} \sum_{k=1}^n f(x_k^*) \Delta x.$$

Def. A **general partition** of $[a, b]$ consists of n subintervals

$$[x_0, x_1], [x_1, x_2], [x_2, x_3], \dots, [x_{n-1}, x_n]$$

where $x_0 = a$ and $x_n = b$. The length of the k th subinterval is

$$\Delta x_k = x_k - x_{k-1}, \text{ for } k = 1, 2, \dots, n.$$

Def. a **General Riemann Sum** for f on $[a, b]$ is the sum

$$\sum_{k=1}^n f(x_k^*) \Delta x_k = f(x_1^*) \Delta x_1 + f(x_2^*) \Delta x_2 + \dots + f(x_n^*) \Delta x_n$$

where x_k^* is any point in $[x_{k-1}, x_k]$.

Def. A function f on $[a, b]$ is **integrable** on $[a, b]$ if

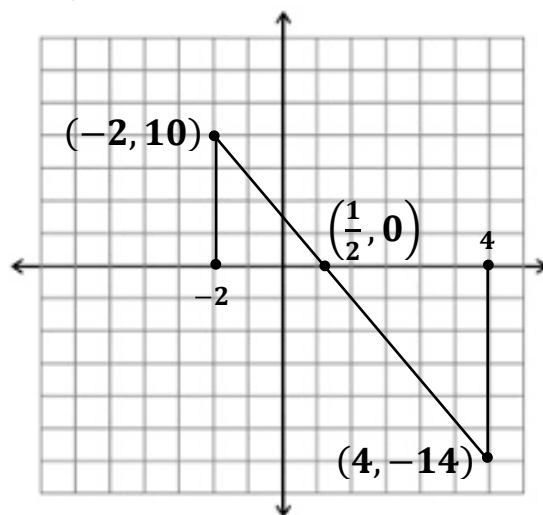
$\lim_{\max \Delta x_k \rightarrow 0} \sum_{k=1}^n f(x_k^*) \Delta x_k$ exists and is unique over all partitions of $[a, b]$ and all choices of x_k^* on a partition. This limit is the **definite integral of f from a to b** , written

$$\int_a^b f(x) dx = \lim_{\max \Delta x_k \rightarrow 0} \sum_{k=1}^n f(x_k^*) \Delta x_k.$$

Please remember the difference between an indefinite integral and a definite integral. The indefinite integral of f , $\int f(x) dx$, is a family of functions (the antiderivatives of $f(x)$). The definite integral of f from a to b , $\int_a^b f(x) dx$, is a real number (the net area of a region between $f(x)$ and the x axis).

Because $\int_a^b f(x) dx = \text{Net area under the graph of } f(x)$, we can calculate some definite integrals by just using geometry.

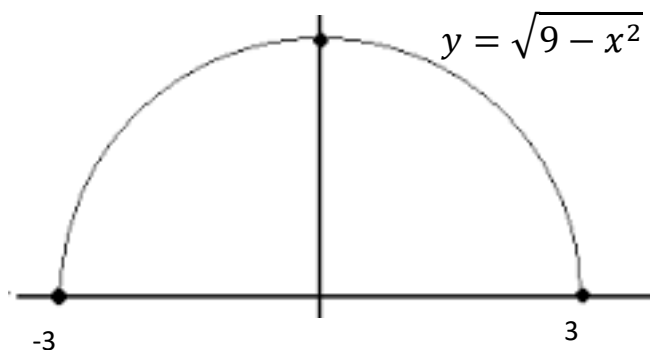
Ex. Evaluate $\int_{-2}^4 (2 - 4x) dx$ using geometry.



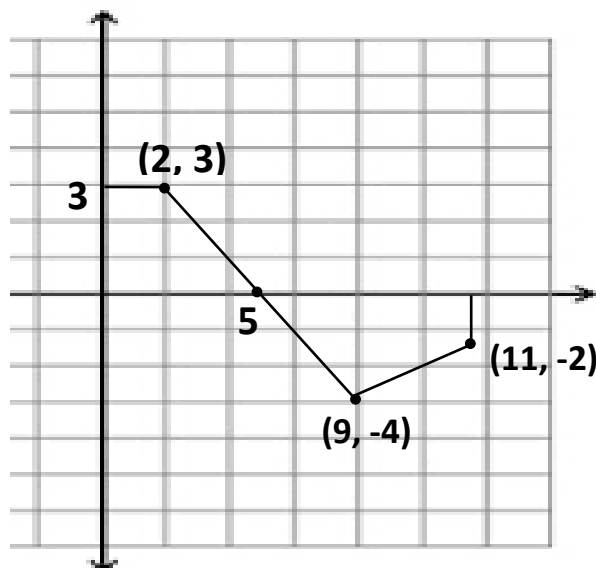
$$\begin{aligned} \int_{-2}^4 (2 - 4x) dx &= (\text{area of upper triangle}) - (\text{area of lower triangle}) \\ &= \left(\frac{1}{2}\right) \left(\frac{5}{2}\right) (10) - \left(\frac{1}{2}\right) \left(\frac{7}{2}\right) (14) = \frac{25}{2} - \frac{49}{2} = -12. \end{aligned}$$

Ex. Evaluate $\int_{-3}^3 \sqrt{9-x^2} dx$ using geometry.

$$\int_{-3}^3 \sqrt{9-x^2} dx = \text{area of semi-circle of radius } 3 = \frac{1}{2}\pi(3)^2 = \frac{9\pi}{2}.$$

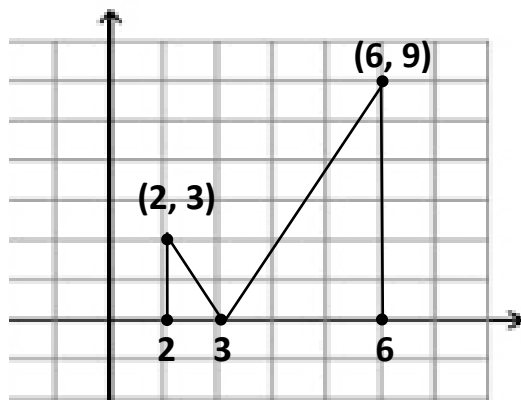


Ex. Using geometry evaluate $\int_0^{11} f(x) dx$ given the graph of $f(x)$ below.



$$\begin{aligned} \int_0^{11} f(x) dx &= \int_0^2 f(x) dx + \int_2^5 f(x) dx + \int_5^9 f(x) dx + \int_9^{11} f(x) dx \\ &= 2(3) + \frac{1}{2}(3)(3) - \frac{1}{2}(4)(4) - [2(2) + \frac{1}{2}(2)(2)] \\ &= 6 + \frac{9}{2} - 8 - 6 = -\frac{7}{2}. \end{aligned}$$

Ex. Using geometry evaluate $\int_2^6 |3x - 9| dx$.



$$\begin{aligned}\int_2^6 |3x - 9| dx &= \frac{1}{2}(1)(3) + \frac{1}{2}(3)(9) \\ &= \frac{3}{2} + \frac{27}{2} = 15.\end{aligned}$$

Theorem: If f is continuous on $[a, b]$ or bounded on $[a, b]$ with a finite number of discontinuities, then f is integrable on $[a, b]$

(i.e., $\lim_{\max \Delta x_k \rightarrow 0} \sum_{k=1}^n f(x_k^*) \Delta x_k$ uniquely exists.)

Properties of Definite Integrals: (Assume f is integrable on $[a, b]$)

1. $\int_a^b f(x) dx = - \int_b^a f(x) dx$
2. $\int_a^a f(x) dx = 0$
3. $\int_a^b (f(x) \pm g(x)) dx = \int_a^b f(x) dx \pm \int_a^b g(x) dx$
4. $\int_a^b c f(x) dx = c \int_a^b f(x) dx$; where c is a constant
5. $\int_a^b f(x) dx + \int_b^c f(x) dx = \int_a^c f(x) dx$
6. $|f|$ is integrable on $[a, b]$, and

$$\int_a^b |f(x)| dx = \text{sum of areas of regions bounded by graph of } f \text{ and } x \text{ axis on } [a, b].$$

Ex . Suppose $\int_2^8 f(x)dx = 12$ and $\int_6^8 f(x)dx = 2$, find

1. $\int_2^6 f(x)dx$

2. $\int_8^6 f(x)dx$

3. $\int_6^8 3f(x)dx$

4. $\int_8^2 -2f(x)dx$.

1. $\int_2^6 f(x)dx + \int_6^8 f(x)dx = \int_2^8 f(x)dx$

$$\int_2^6 f(x)dx + 2 = 12$$

$$\int_2^6 f(x)dx = 10.$$

2. $\int_8^6 f(x)dx = -\int_6^8 f(x)dx$

$$\int_8^6 f(x)dx = -2.$$

3. $\int_6^8 3f(x)dx = 3\int_6^8 f(x)dx = 3(2) = 6.$

4. $\int_8^2 -2f(x)dx = -2\int_8^2 f(x)dx = 2\int_2^8 f(x)dx = 2(12) = 24.$

Ex. Suppose $\int_{-3}^6 f(x)dx = 20$ and $\int_3^{-3} f(x)dx = 12$, find

a. $\int_3^6 f(x)dx$

b. $\int_6^{-3} 3f(x)dx.$

a. $\int_{-3}^3 f(x)dx + \int_3^6 f(x)dx = \int_{-3}^6 f(x)dx$

$$\int_3^{-3} f(x)dx = 12 \Rightarrow \int_{-3}^3 f(x)dx = -12$$

$$-12 + \int_3^6 f(x)dx = 20$$

$$\int_3^6 f(x)dx = 32$$

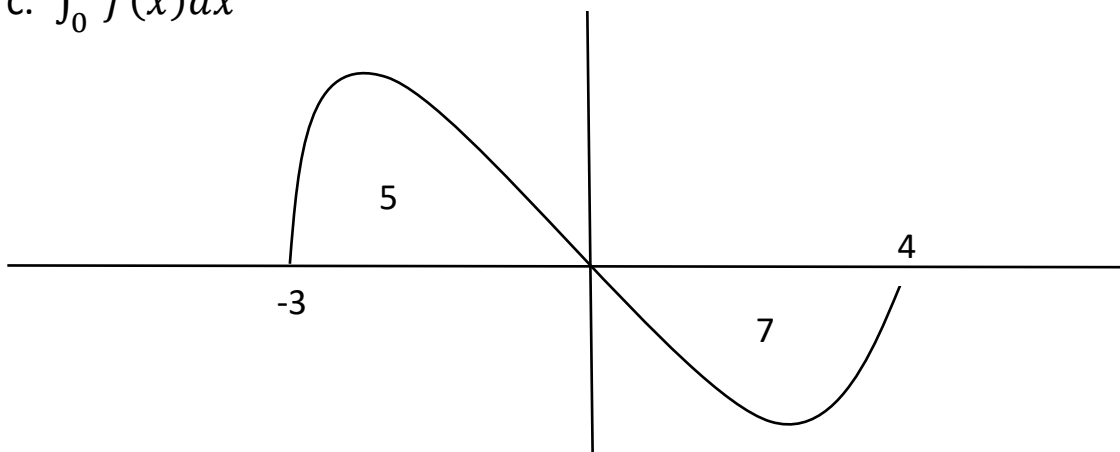
b. $\int_6^{-3} 3f(x)dx = 3 \int_6^{-3} f(x)dx = -3 \int_{-3}^6 f(x)dx = -3(20) = -60$

Ex. A graph of $f(x)$ is given below with the areas of each region. Find

a. $\int_{-3}^4 f(x)dx$

b. $\int_{-3}^4 |f(x)|dx$

c. $\int_0^4 f(x)dx$



a. $\int_{-3}^4 f(x)dx = 5 - 7 = -2$

b. $\int_{-3}^4 |f(x)|dx = 5 + 7 = 12$

c. $\int_0^4 f(x)dx = -7.$

Using the Limit definition of the definite integral:

$$\int_a^b f(x)dx = \lim_{\max \Delta x_k \rightarrow 0} \sum_{k=1}^n f(x_k^*) \Delta x_k .$$

Ex. Identify which definite integral is represented by the following limits

a. $\lim_{\max \Delta x_k \rightarrow 0} \sum_{k=1}^n (4(x_k^*)^5 - 3(x_k^*)^3 + 2) \Delta x_k ; \text{ on } [-1, 5].$

b. $\lim_{\max \Delta x_k \rightarrow 0} \sum_{k=1}^n (2x_k^* \sin(x_k^*) - x_k^*) \Delta x_k ; \text{ on } [0, \frac{\pi}{2}].$

a. $\int_{-1}^5 (4x^5 - 3x^3 + 2)dx$

b. $\int_0^{\frac{\pi}{2}} (2x \sin x - x)dx.$

Ex. Calculate $\int_0^3 (x^2 + 2x) dx$ using the limit definition of the definite integral. Use right endpoints and subintervals of equal length.

Since all of the subintervals are the same length, all of the Δx_k are the same size (Δx). In fact, $\Delta x = \frac{b-a}{n} = \frac{3-0}{n} = \frac{3}{n}$.

x_k^* is the right endpoint of the k th interval so:

$$x_k^* = a + k\Delta x = 0 + k\left(\frac{3}{n}\right) = \frac{3k}{n}; \quad f(x) = x^2 + 2x.$$

$$\begin{aligned} \int_a^b f(x) dx &= \lim_{\max \Delta x_k \rightarrow 0} \sum_{k=1}^n f(x_k^*) \Delta x_k \\ &= \lim_{n \rightarrow \infty} \sum_{k=1}^n f(a + k\Delta x) \Delta x = \lim_{n \rightarrow \infty} \sum_{k=1}^n f\left(\frac{3k}{n}\right) \frac{3}{n} \\ &= \lim_{n \rightarrow \infty} \sum_{k=1}^n \left[\left(\frac{3k}{n}\right)^2 + 2\left(\frac{3k}{n}\right) \right] \frac{3}{n} \\ &= \lim_{n \rightarrow \infty} \frac{3}{n} \sum_{k=1}^n \left[\frac{9k^2}{n^2} + \frac{6k}{n} \right] \\ &= \lim_{n \rightarrow \infty} \frac{3}{n} \left(\frac{9}{n^2} \sum_{k=1}^n k^2 + \frac{6}{n} \sum_{k=1}^n k \right) \\ &= \lim_{n \rightarrow \infty} \frac{3}{n} \left[\frac{9}{n^2} \left(\frac{n(n+1)(2n+1)}{6} \right) + \frac{6}{n} \left(\frac{n(n+1)}{2} \right) \right] \\ &= \lim_{n \rightarrow \infty} \left[\frac{27}{n^3} \left(\frac{n(n+1)(2n+1)}{6} \right) + \frac{18}{n^2} \left(\frac{n(n+1)}{2} \right) \right] \\ &= \lim_{n \rightarrow \infty} \left[\frac{27}{n^3} \left(\frac{2n^3 + 3n^2 + n}{6} \right) + \frac{18}{n^2} \left(\frac{n^2 + n}{2} \right) \right] \\ &= \lim_{n \rightarrow \infty} \left[\frac{27}{6} \left(\frac{2n^3 + 3n^2 + n}{n^3} \right) + \frac{18}{2} \left(\frac{n^2 + n}{n^2} \right) \right] \\ &= \frac{27}{6} (2) + \frac{18}{2} (1) = 9 + 9 = 18. \end{aligned}$$